

# THE DRUMSET SOLOIST



by Steve Houghton



Designed to build the vocabulary  
and confidence of the drumset soloist

### 3/4 FUSION DEMO

This track is based on a half-time groove in "3," that sets up a kick section which creates an interesting 8 bar phrase. One way to approach this very challenging feel is to play the groove and watch the kicks go by. When this feels comfortable, then start catching (hitting) the kicks. This track leaves lots of room for creativity. Playing 4 against 3 and utilizing the kicks to start odd phrases are two devices used on this demo. Eighth, sixteenth and triplet solo material all seem to work on the track.

Note: See page 36 for Based On.

Fusion "3" ♩ = 220

Track (24)

(Kicks)

Musical staff 1: A single staff with a treble clef and a key signature of one flat. It begins with a double bar line. The notation includes eighth notes, quarter notes, and a quarter rest. A slur is placed over a quarter note and a quarter rest. The staff ends with a quarter note and a quarter rest.

Musical staff 2: A single staff with a treble clef and a key signature of one flat. It begins with a double bar line. The notation includes eighth notes, quarter notes, and quarter rests. There are several triplet markings (the number 3) over groups of three notes. A slur is placed over a triplet of quarter notes. The staff ends with a quarter note and a quarter rest.

Musical staff 3: A single staff with a treble clef and a key signature of one flat. It begins with a double bar line. The notation includes eighth notes, quarter notes, and quarter rests. There are several groups of sixteenth notes beamed together. A slur is placed over a group of sixteenth notes. The staff ends with a quarter note and a quarter rest.

Musical staff 4: A single staff with a treble clef and a key signature of one flat. It begins with a double bar line. The notation includes eighth notes, quarter notes, and quarter rests. There are several triplet markings (the number 3) over groups of three notes. A slur is placed over a triplet of quarter notes. The staff ends with a quarter note and a quarter rest.

Musical staff 5: A single staff with a treble clef and a key signature of one flat. It begins with a double bar line. The notation includes eighth notes, quarter notes, and quarter rests. There are several triplet markings (the number 3) over groups of three notes. A slur is placed over a triplet of quarter notes. The staff ends with a quarter note and a quarter rest.

Musical staff 6: A single staff with a treble clef and a key signature of one flat. It begins with a double bar line. The notation includes eighth notes, quarter notes, and quarter rests. There are several triplet markings (the number 3) over groups of three notes. A slur is placed over a triplet of quarter notes. The staff ends with a quarter note and a quarter rest.

Musical staff 7: A single staff with a treble clef and a key signature of one flat. It begins with a double bar line. The notation includes eighth notes, quarter notes, and quarter rests. There are several triplet markings (the number 3) over groups of three notes. A slur is placed over a triplet of quarter notes. The staff ends with a quarter note and a quarter rest, followed by the word "Fade" and a double bar line.

# 3/4 FUSION W/KICKS

As mentioned in the demo notes, the groove is of utmost importance in this track. Understand that effective solo sections can be achieved by tastefully embellishing the groove. When learning where the kicks fall, one might keep time on the ride cymbal ( x | x | x | ) while catching the hits on the snare. Really, the only way to solo with abandon is to memorize the kick sequence. Use some of the kicks to start a new phrase, even though it might fall in an awkward part of the bar. Have fun!!




Based on:



Track (25) Fusion "3" ♩ = 220



8 x's



Fine (last x)

